



# LOG & WOOD HOME

## Finishing & Maintenance Products



Texas Residence  
Symphony Interior Clear Coat



Big Sky, MT Log Home with  
Transformation Stain® Log & Timber in  
Natural. Project by  
Homestead Log Homes, Inc.

## PRESERVE YOUR DREAM

Your log home is the culmination of years of dreaming and planning, backed by a bit (or maybe a lot!) of sweat equity. Why protect it with products from a company who doesn't know logs from a 2x4? Sashco knows logs. You won't find a "good enough" mindset at Sashco. Since 1936, we have only made high-performance log home finishing products designed to keep your log home in dream-worthy, weatherproof condition. We only offer, "Best." Why? To help prevent needless frustration and give you more time to actually enjoy your dream log home. We like to call it, "delighting the customer with a better way."

Whether you're finally building your dream home, looking to do some routine maintenance to keep your weekender log cabin looking beautiful, or in need of a complete log cabin renovation and restoration, Sashco is here to help with a comprehensive system of specialty log home finishing products.

*On the front cover: Big Bear, CA Log Home with Capture Hazelnut/Chestnut mix and Cascade Semi-Gloss.  
Project by Art's Painting*





Log Home with Transformation Stain® Log  
& Timber in Brown Tone Medium. Project by  
Mammoth Mill Co.

**Get Inspired**  
View the Inspiration Gallery

**Get Questions Answered**  
Chat Live or Call 800.767.5656

**Order Free Stain Samples**  
Try Before You Buy

**Get Started**  
Find a Log Contractor

Log Home with Transformation  
Stain Log & Timber in Red Tone  
Light. Project by Log Building  
Maintenance and Restoration.



## 4-Step Staining Process

### 1. Surface Prep

Proper surface prep is the first (and most important) step in any log home finishing project.

### 2. Preserving

Protect against rot and insect damage.

### 3. Staining

Highlight and protect the unique beauty and character of your log or wood home with high performance, durable (and beautiful) stain.

### 4. Sealing

Chink and seal with elastic products that withstand extreme movement.



Surface Prep



Preserving



Staining



Sealing

# 1

## SURFACE PREP

### *GETTING READY TO STAIN*

So now it's time to prepare your wood for staining. Substrate preparation is the most critical step in achieving stain longevity. As Kurt Denman of Benjamin Moore® stated in the February 2007 edition of Coatings World magazine, "I cannot emphasize enough how critical proper preparation is to realize a successful staining project. It's the ultimate determinant on how long the beauty of a job lasts." Properly preparing the wood from the get-go will save you both time and money down the road. Read more about surface prep at <https://bit.ly/getting-to-sound-wood>



### Good surface prep meets these 5 prerequisites:

---

- 1. Clean Wood:** The surface is free of dust, dirt, pollen, bird poo, mold, algae, and other surface contaminants. Staining over top of these simply locks them in under the stain. Boo.
- 2. Sound Wood:** All loose, UV-damaged gray and yellow wood has been removed. All of these wood fibers will eventually fall off and take your stain with it.
- 3. Dry Wood:** Wood is at or below 19% moisture content, lower in dry climates. Wet wood can lead to a host of issues, including peeling and rot. (Yuck.)
- 4. Warm Wood:** Surfaces are between 40°F and 90°F when staining. (Too hot or cold and the stain won't adhere and penetrate properly.)
- 5. Textured Wood:** Wood has been roughed up a bit, which allows it to hang on to more stain to improve durability.

## CPR® Cleaner & Brightener


---

Bring your logs back to life with CPR Log Cleaner and Brightener. It effectively cleans and restores color to logs and wood, and restores the original luster of your stained home. Its gentle oxygenated bleach formula won't weaken wood fibers, while effectively killing mold, mildew and fungus, and removing dirt, dust, pollen and other surface contaminants. Use CPR in conjunction with power washing or media blasting to perfectly prepare wood surfaces before staining, or apply with a pump sprayer and rinse with a hose for routine maintenance.

Available in ½ gallon powder concentrate.




Use CPR to brighten gray wood.



Before

After

Use CPR for routine fence cleaning.



Before

After

## Osborn® Brushes

---



Osborn® brushes are the quick and easy way to remove wood fuzz created by media blasting or power washing, or use them in place of hand-sanding any wood surface. They are especially good for hand-hewn logs where the knife-drawn look needs to be preserved. Use with most variable speed grinders.

**Available 4" and 6" diameters (both 80 grit)**

*Osborn® is a registered trademark of Osborn International.*

## Buffy Pad System

---

Sashco's Buffy Pad system is the ideal tool for light-duty secondary prep. It quickly and gently removes wood fuzz created by media blasting or power washing and gives wood a smoother surface. The 3-part system is highly efficient and easy to use with most variable speed grinders.



# 2

## PRESERVING

### *PRESERVING YOUR HOME*

Once the surfaces are clean, it's time to apply preservatives. Preservatives help protect the structure of the wood itself, preventing damage caused by moisture and insects that can lead to costly repairs. Preservatives are the must-have insurance for every log homeowner.

### Tim-bor®

---



Tim-bor is the inexpensive insurance every wood homeowner needs. When sprayed or brushed on bare wood, the borates in Tim-bor form a protective shell to defend against rot and wood-ingesting insects. It's easy to use and EPA-registered. Tim-bor will not affect the color of wood and is chemically compatible with all of Sashco's stain, caulking and chinking products.

**Available in 1.5 lb. and 25 lb. (6 gal.) powder concentrate**

*Tim-bor® is a registered trademark of Nisus Corp.*

### Cobra™ Rods

---

Cobra Rods prevent wood rot before it starts. These solid rods contain a potent dual biocide of borate and copper that prevents rot from the inside out. Use EPA-registered Cobra Rods in high risk areas and gain some peace of mind.



**Available in the following sizes (diameter x length): 1/2" x 2", 1/2" x 4", 3/4" x 3"**

*Cobra™ Rods is a trademark of Genics, Inc.*

# 3

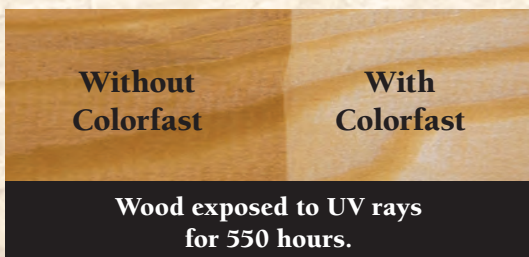
## STAINING

### STAINING YOUR HOME

After proper preparation is done and preservatives are applied, you are ready to stain. Sashco's stains are some of the longest-lasting stains you can buy. With routine maintenance, they will highlight and protect the unique beauty and character of your log or wood home for years to come.



### Colorfast™ Pre-Stain Base Coat



Everyone knows that color is king on a log home stain job, but pleasing the king can be difficult! Wood porosity differences lead to blotchy, uneven results when staining. UV damage causes the wood to yellow your stain or interior clear coat. That once-perfect color is lost. That's why you need Sashco's Colorfast.

Colorfast strengthens the glue that binds the wood cells together, called lignin, preventing yellowing of the underlying wood cells. Before staining, Colorfast evens out wood porosity, preventing over-absorption and a too-dark color. Colorfast provides the ideal canvas for stain application and leaves behind the strong foundation necessary for long-lasting color. It's color confidence for your log home.

**Interior/external use. Available in 1 gallon and 5 gallon pails, and 4 oz. samples. Mineral spirits cleanup.**



**\*On exteriors, stain over Colorfast with a Sashco stain for best durability. On interiors, cover Colorfast with Sashco's Symphony® interior clear coat for easy cleaning and a slight sheen.**

# 3 STAINING

## Transformation Stain® Log & Timber

Sun burned, grayed out logs and timbers don't evoke feelings of inspiration like a log home should. The combination of Sashco's educational support and Transformation Stain Log and Timber will help you restore your home and the dreams that go with it. Transformation's exquisite color portfolio and glossy finish showcase the unique character of your logs and timbers. Plus, it's specifically formulated to be chemically compatible with even the most difficult stains and coatings, making it the go-to product for the toughest restoration jobs.



**Exterior use only. Available in 1 gallon and 5 gallon pails, and 4 oz. samples. Solvent clean up.**



Gold Tone Light



Gold Tone Medium



Gold Tone Dark




Natural




Red Tone Light



Red Tone Medium



Red Tone Dark



Redwood



Brown Tone Light



Brown Tone Medium



Brown Tone Dark

The color samples shown above are an approximation of how each stain will look on your wood. The color may vary based on the species, texture and porosity of wood as well as the application technique. Test the stain on an inconspicuous area to make sure you get the color you want.

## M-1® Advanced Mildew Treatment

M-1 Advanced Mildew Treatment has broken the mold with cutting edge technology when battling mold, mildew, and algae. It takes up where other additives leave off without harming the environment. M-1 is compatible with all Sashco stains.

**Interior/exterior use. Available in 1.5 oz. (treats 1 gal.) and 7.2 oz. (treats 5 gal.) containers**

M-1 is a registered trademark of Sunnyside Quality Products.



# Capture® Log Stain

Capture  
Cascade  
stain system

step  
**1**

base coat

It's finally built. The journey to your dream log home has been marked by years of planning, sweat, and months of anticipation. You're almost there. Finish strong with a stain made specifically for logs & timbers. Sashco's Capture Log Stain promises durable protection and lasting beauty. It delivers performance worthy of the journey that got you here.

# 3 STAINING

**Interior/exterior use. Available in 1 gallon and 5 gallon pails, and 4 oz. samples. Water cleanup.**



Red Cedar



Mahogany



Weathered Wood



Hazelnut



Natural




Wheat



Bronze Pine



Driftwood



Chestnut



Sequoia



Autumn Aspen

## Cascade® Clear Coat

Capture  
Cascade  
stain system

step  
**2**

top coat

You've applied Capture Log Stain and your log home is now the perfect color — the one you always dreamed of. Now it's time to apply Cascade Clear Coat to help keep your home in picture-perfect shape for years to come. Cascade brings out the depth and character of the wood grain while minimizing color shifts in the Capture Log Stain. Its easy-to-apply water-based formula makes routine maintenance simple and headache-free, so you get to spend more time enjoying your home, not working on it.



**Exterior use only. Available in 1 gallon and 5 gallon pails, and 4 oz. samples. Water cleanup. Available in Matte and Semi-Gloss sheens.**



Matte



Semi-Gloss

*The color samples shown to the left are an approximation of how each clear coat will look on your wood. The sheen may vary based on the species, texture and porosity of wood as well as the application technique. Test the clear coat on an inconspicuous area to make sure you get the sheen you want.*

# 3 STAINING

## Symphony® Interior Clear Coat

Symphony is music to your eyes. It's the beautiful way to protect and enhance the natural elegance of interior wood. When applied to bare or stained wood on the interior of your home, Symphony interior clear coat enhances the natural grain by creating the illusion of depth, allowing the natural wood to shine. Symphony provides a hard, smooth surface on your wood, so cleaning the walls is easier than ever! Use Symphony over Capture Log Stain, Transformation Stain Siding & Trim, or by itself on any wood that has never been finished. Not recommended for use on horizontal surfaces with foot traffic or on furniture.

**Interior use only. Available in 1 gallon and 5 gallon pails, and 4 oz. samples. Water cleanup. Available in Satin and Gloss.**



## Transformation Stain® Siding & Trim

Transformation Stain Siding and Trim is the easy maintenance stain for all of your exterior siding and trim. The hybrid oil-in-water formula won't peel. Maintenance means a simple power wash and re-coat. Simple! Great for decks, too. Available in 11 colors.

**Interior/exterior use. Available in 1 gallon and 5 gallon pails, and 4 oz. samples. Water cleanup.**




Brown Tone Medium




Honey Timber



Natural




Natural Cedar



Pecan



Red Tone Medium



Woodtone Cedar

*The color samples shown above are an approximation of how each stain will look on your wood. The color may vary based on the species, texture and porosity of wood as well as the application technique. Test the stain on an inconspicuous area to make sure you get the color you want.*

# 4

## SEALING


### SEALING YOUR HOME

Now that your wood is stained, you're ready for chinking and caulking. Sashco pioneered one of the first flexible log home sealants in the 1980's. Since then, we've made it our calling to produce only the highest quality chinking and caulking products to keep the weather out. Our products for log and wood homes are specifically formulated to withstand the extreme movement that wood experiences. We promise they'll perform over the years with a lifetime guarantee.


## Conceal<sup>®</sup>

Conceal Textured Caulk for Wood showcases the wood and logs you love, while keeping weather and bugs where they belong - outside. Its light texture simulates the natural roughness of wood, but is extremely elastic to move with your wood without tearing, maintaining a years-long seal against air, moisture, and insects. Available in colors that complement the most popular stain colors, Conceal disappears into the woodwork so you don't know where the wood starts and the caulk begins.

**Available in 10.5 oz. cartridges, 29 oz. cartridges, and 5 gallon pails.**  
**Water cleanup.**



*Brown Tone  
(formerly Golden  
Mesa)*




*Red Tone (formerly  
Canyon Wall)*



*Weathered Gray*




*Frontier Gold*



*Harvest Wheat*



*Redwood (formerly  
Santa Fe Trail)*




*Grizzly Brown*

# 4 SEALING


## Log Builder®

Logs are in constant dynamic motion. That's why, back in 1987, Sashco introduced Log Builder, the sealant made for log structures. Log Builder stretches up to 500% of its original size, while still maintaining tenacious adhesion to the wood. It's able to absorb movement to keep your log home beautifully and comfortably sealed from wind, water, and bugs alike. Don't entrust your log cabin to just any caulking. Rely on the sealant log home manufacturers trust to protect their log homes (and their reputations) year after year: Log Builder.


**Available in 10.5 oz. cartridges, 30 oz. cartridges, and 5 gallon pails. Water cleanup.**



Tan



Woodtone




Dark Brown




## Log Jam®

Old-time mortar cracks and crumbles, allowing in wind, bugs, dust, rain and pollen. That's why Sashco created Log Jam chinking. Its texture mimics that old-time mortar look while sealing your log home from vermin and wind alike. It stretches and won't let go when your logs move. With Log Jam chinking, you can keep the cozy feel and rustic look without compromise.


**Available in 30 oz. cartridges and 5 gallon pails. Water cleanup.**



White White




Mortar White



Buff




Dark Brown




Tan



Woodtone Cedar



Light Gray



Gray

## Companion Products

---

Use Sashco's chinking and caulking with these companion products. Available from Sashco.

# 4 SEALING

### Pre-Caulking Backer Rod

#### **Closed-cell round shape**

Available in various diameters ranging from 1/4" to 2"

#### **Grip Strip trapezoid shape**

Available in various widths ranging from 3/4" to 2 1/2"

### Albion® High-Quality Caulking Guns

**Available in various sizes.**

*Albion® is a registered trademark of Albion Engineering*

## Sashco Snorkler®

---

The busy professional chinker saves time with Sashco's patented Snorkler chinking and caulking pump. The Snorkler is a self-contained pump that does not require an air compressor — just a 110V power source. It seals a home up to four times faster than conventional application methods. The Snorkler applies a smooth and consistently even bead, creating less need for tooling. Use with 5-gallon pails of Sashco's chinking and caulking products.



**Sashco  
Snorkler**  
HIGH VISCOSITY PORTABLE PUMP

 **sashco**  
Products That Work®

# KNOW WHERE TO START



## Finishing a brand new log home?

---

The end is in sight! Sashco's Keeping the Dream Alive log home finishing guide will take you through the steps of finishing from beginning to end, helping you formulate your plan of attack.


**Download your copy today:**  
[bit.ly/keep-the-dream-alive](http://bit.ly/keep-the-dream-alive)

## Undertaking a full restoration of an older log home?

---

Don't go it alone! Sashco's Restoring the Dream log home restoration guide will help you identify the work that is needed, understand your options, and help you put together a plan.

**Download your copy today:**  
[sashco.com/restoration](http://sashco.com/restoration)



## Time for some routine maintenance?

---

Good for you for keeping up on it! Just like getting oil changes on your car prevents costly repairs down the road, so routine maintenance keeps your log home in tip-top shape. Get started with your maintenance check today.

**Download the Inspection Guide today:** [bit.ly/sashco-inspection-guide](http://bit.ly/sashco-inspection-guide)





## Zero Failures

---

### Graduate Contractors

It's not just any painter that can handle the special requirements of log home staining and finishing. Zero Failures graduate contractors know both the science of log homes and log-specific product application techniques that will net you the results you seek — beautifully highlighted wood grain that is protected for the long-haul.

**Find a contractor today:**  
[www.sashco.com/log-home/  
find-a-contractor](http://www.sashco.com/log-home/find-a-contractor)



*Classroom: Sashco chemists guide you through detailed principles on the best log and wood finishing practices.*

*Hands-on Training: Work on your own log wall. Taught by experienced log home contractors, these hands-on sessions are a seminar favorite.*



# GOT MORE QUESTIONS?

Speak with one of  
our customer service &  
product experts

**800-767-5656**

**Or explore [sashco.com](http://sashco.com) or keep  
up with us on social media.**





Home stained with Capture Log Stain in a Chestnut/Hazelnut mix and Cascade Semi-Gloss.



Keep up with SashcoLogHomes:



LMLT030 06-21